



HONG KONG ACADEMY OF MEDICINE
香港醫學專科學院

HKAM Annual Subscription
Online Payment Services
Quick User Guide

(January 2025)

Step 1

Choose your login method

A. iCMECPD

(<https://www.icmecpd.hk>)

User Login Options

with **eHKAM ID**
(Using HKAM email address
e.g. xxx@fellow.hkam.hk)

About eHKAM ID

OR

HKAM ID / Login name / Email:

Password:

Login

[Forgot Your Password?](#)
[Find My HKAM ID](#)

[Contact Us](#)


Login here if you
have an eHKAM ID
Go to **Step 2.1**

Login here if you don't
have an eHKAM ID
Go to **Step 2.2**

B.

eHKAM Portal
(<https://e.hkam.hk/>)

Go to **Step 2.1**

 HONG KONG ACADEMY OF MEDICINE
香港醫學專科學院

Sign in to eHKAM Portal

Sign in with eHKAM ID

For Academy-issued email addresses ending with
@fellow.hkam.hk, @csr.hkam.hk, or @trainee.hkam.hk

What is eHKAM ID?
Having trouble signing in?

C.

eHKAM App
Go to **Step 3**

eHKAM

Welcome!

Annual Subscriptions

e-Attendance LMS To Do My Coupon Annual Subscriptions

CME/CPD Cycle Summary
2023-25 2020-22

Step 2.1 (eHKAM)

If you logged in using your eHKAM ID, choose “*Annual Subscription*” to proceed
Go to Step 3

The screenshot shows the eHKAM dashboard. On the left is a navigation sidebar with a logo at the top and two menu items: "Dashboard" and "Annual Subscription". The "Annual Subscription" item is circled in red. The main content area has a header with a hamburger menu icon, the text "Welcome to eHKAM", and a user profile "Dr. @fellow.hkam.hk". Below the header, there are two sections: "HKAM Apps" and "Useful Links". The "HKAM Apps" section contains two cards: "eHKAM LMS" (with a description: "CMECPD quizzes, online courses and e-Learning for Fellows and CSR registrants") and "iCMECPD" (with a description: "CME profile and attendance management system"). The "Useful Links" section contains two cards: "HKAM Website" (with a description: "Official website of Hong Kong Academy of Medicine") and "Well-being Website" (with a description: "Take actions ASAP to manage stress and to avoid burnout").

HKAM

Dashboard

Annual Subscription

Welcome to eHKAM

Dr. @fellow.hkam.hk

HKAM Apps

eHKAM LMS
CMECPD quizzes, online courses and e-Learning for Fellows and CSR registrants

iCMECPD
CME profile and attendance management system

Useful Links

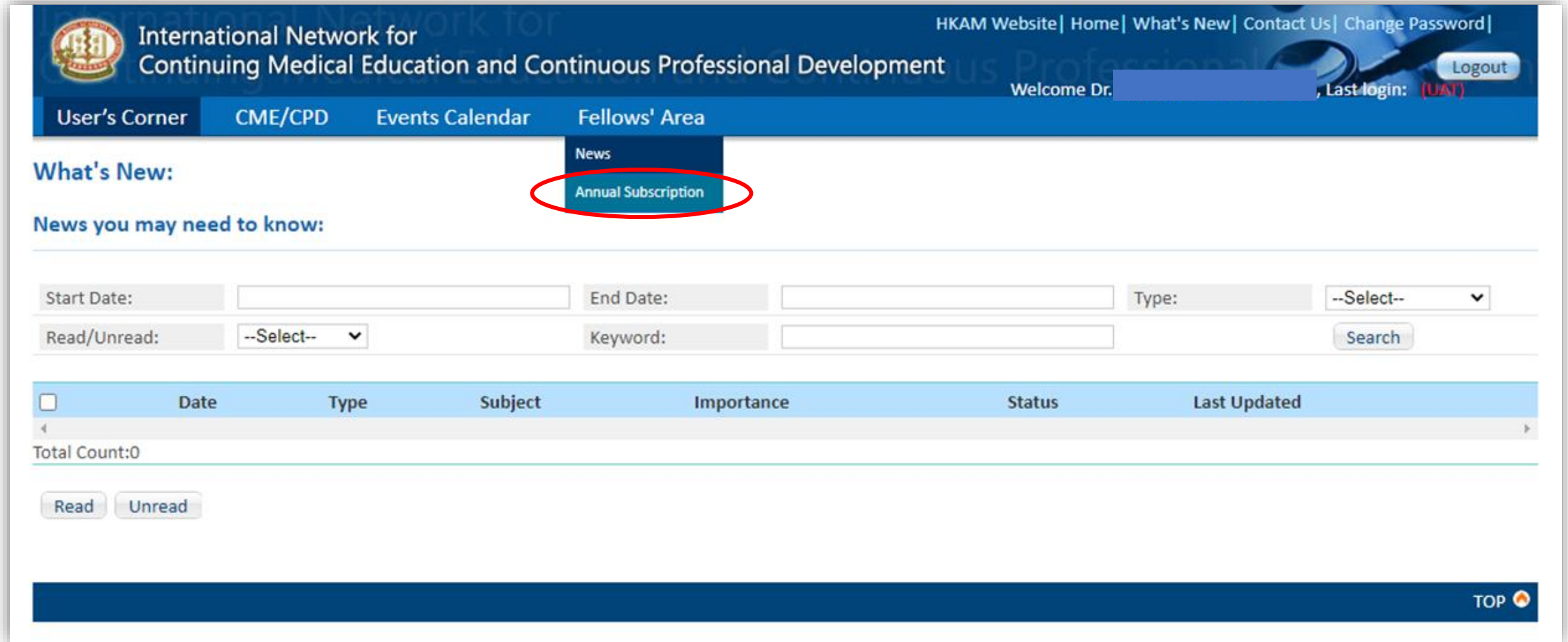
HKAM Website
Official website of Hong Kong Academy of Medicine

Well-being Website
Take actions ASAP to manage stress and to avoid burnout

Step 2.2 (iCMECPD)

Click “*Fellows’ Area*” > “*Annual Subscription*”

Go to Step 3



The screenshot shows the HKAM website interface. At the top, there is a navigation bar with the HKAM logo and the text "International Network for Continuing Medical Education and Continuous Professional Development". To the right of the logo, there are links for "HKAM Website", "Home", "What's New", "Contact Us", and "Change Password". Below these links, it says "Welcome Dr. [redacted], Last login: (UAT)" and a "Logout" button. The main navigation menu includes "User's Corner", "CME/CPD", "Events Calendar", and "Fellows' Area". Under "Fellows' Area", there are two sub-links: "News" and "Annual Subscription", with the latter circled in red. Below the navigation, there is a "What's New:" section and a "News you may need to know:" section. The "News you may need to know:" section contains search filters for "Start Date", "End Date", "Type", "Read/Unread", and "Keyword", along with a "Search" button. Below the filters is a table with columns: "Date", "Type", "Subject", "Importance", "Status", and "Last Updated". The table is currently empty, with "Total Count:0" displayed below it. At the bottom of the page, there are "Read" and "Unread" buttons and a "TOP" link with a flame icon.

International Network for
Continuing Medical Education and Continuous Professional Development

HKAM Website | Home | What's New | Contact Us | Change Password | Logout

Welcome Dr. [redacted], Last login: (UAT)

User's Corner | CME/CPD | Events Calendar | **Fellows' Area**

News
Annual Subscription

What's New:

News you may need to know:

Start Date: [input] End Date: [input] Type: --Select-- [v]

Read/Unread: --Select-- [v] Keyword: [input] Search

<input type="checkbox"/>	Date	Type	Subject	Importance	Status	Last Updated
--------------------------	------	------	---------	------------	--------	--------------

Total Count:0

Read Unread

TOP 🔥

Step 3

Click “Pay Online” to settle the total amount

iCMECPD

International Network for Continuing Medical Education and Continuous Professional Development

HKAM Website | Home | What's New | Contact Us | Change Password | Logout

Welcome Dr. Last Login: (GMT)

User's Corner CME/CPD Events Calendar Fellows' Area





Annual Subscription [User Guide](#)

Outstanding Payment (Due Date: 01/01/2022)

Receivable ID	Year	Fellowship No.	College	Details	Amount(HK\$)	Updated Date
				Academy Subscription		

Total Count: 1

Total Subscription Fee to be Settled by Credit Card Online: HK\$3300.00

[Pay Online](#)    

Surcharge on outstanding payment will apply if not settled before 1 July of the subscription year. Please click [here](#) for details.

eHKAM App

< Annual Subscriptions

Outstanding Payment Latest Transactions

Remarks: N/A

Due Date: [Redacted]

[Pay Now](#) [Redacted]

eHKAM

Dr. @fellow.hkam.hk

Dashboard Annual Subscription

Annual Subscription

Outstanding Payment Due Date: [Redacted]

Receivable ID	Year	Fellowship No.	College	Details	Remarks	Amount (HK\$)
				Academy Subscription		

Surcharge on outstanding payment will apply if not settled before 1st July of the subscription year. Please click [here](#) for details.

[Pay Now](#)

Step 4

Choose your payment method



HONG KONG ACADEMY OF MEDICINE
香港醫學專科學院

Please choose your payment method.
請選擇付款方法。



Faster Payment System (FPS)
「快速支付系統」(「轉數快」)

Go to Step 5 for FPS

VISA



mastercard



Credit Card / Debit Card
信用卡 / 扣賬卡

Go to Step 6 for credit card



Step 5 (payment by FPS)

- Open the banking app installed in your smartphone > scan the FPS QR code
- Each Fellowship has an individual FPS QR code.
- You will receive a real-time SMS / email notification from your bank when money is transferred.

**I have completed the payment with
FPS app**

Continue to next step

我已使用**FPS**應用程式完成支付
繼續下一步

**I have NOT completed the payment
with FPS app**

Cancel and back to previous page

我沒有使用**FPS**應用程式完成支付
取消並返回前頁

Step 5.1 (payment by FPS)

- Press “Continue to next step” after you have completed the payment
- FPS QR code will **not** be available after 30 June.

(Please proceed to Step 7)




Step 6 (payment by credit card)

Please choose your card type

EN | 繁 | 簡

Amount: **HKD 3,300.00**
Merchant: HONG KONG ACADEMY OF MEDICINE
Invoice Number: TEST-RE202201336001


Press your payment method to pay.

Card Type		
Digital Wallet	 Learn More	

« Cancel, and return to HONG KONG ACADEMY OF MEDICINE

You are connected to a Secure Payment Page operated by Joint Electronic Teller Services Ltd.

Your payment instruction will be securely transmitted to the bank for authorisation.



Step 6.1

- Enter your card details > click “*Pay Now*” > Confirm the information entered
- For security reason, you are required to enter an **One-time Password** (OTP) before proceeding.
- Please contact your bank directly if you have any problems in receiving your OTP.

EN | 繁 | 簡

Amount: **HKD 3,300.00**
Merchant: HONG KONG ACADEMY OF MEDICINE
Invoice Number: TEST-RE202201336001

Card Information
Enter your card information.

Card Type: **VISA**

Credit Card Number: - - -

Expiry Date: Card Verification Number: [What is this?](#)

Pay Now

« Cancel, and return to HONG KONG ACADEMY OF MEDICINE

Visa Secure
This payment website supports Visa Secure.
You might be redirected to your card issuing bank and required to enter a password for authentication.
Please contact your card issuing bank for service details.



ujpg.jtetbwkl.com.hk says

Merchant:HONG KONG ACADEMY OF MEDICINE
Invoice Number:TEST-RE202207667002

Amount: 3,300.00
Credit Card Number:
Expiry Date:
Card Validation Code (CVC2):

Confirm to proceed the transaction?

OK Cancel

Step 7

- It will take 1 to 3 days to synchronize the transaction into the system.
- Once it is completed, you may download the e-receipt at “*Fellows’ Area*” > “*Annual Subscription*” > “*Latest Transaction Records*”

iCMECPD

Latest Transaction Records

Received ID	Year	Fellowship No.	College	Details	Amount(HK\$)	Transaction Date	Payment Method
	2025			Academy Subscription			

eHKAM

Latest Transaction Records

Received ID	Year	Fellowship No.	College	Details	Transaction Date	Payment Method	Amount (HK\$)
	2025						